


Kansas State University Extension Entomology Newsletter

For Agribusinesses, Applicators, Consultants, Extension Personnel & Homeowners

Department of Entomology
123 West Waters Hall
K-State Research and Extension
Manhattan, Kansas 66506
785-532-5891
<http://blogs.k-state.edu/kansasbugs/>
<http://www.entomology.ksu.edu/extension>




December 1, 2016 No 34

Alfalfa
Wheat

Alfalfa

Alfalfa pests are still causing concern among alfalfa producers. In north central Kansas the alfalfa has yet to become dormant, at least as of 29 Nov. Also, in these slowly growing fields the pea aphids seem to be doing very well and no beneficials, which might help to control them, were detected. Also, alfalfa weevil larvae are still actively feeding on leaf tissue. One potato leafhopper was also picked up in sweep net samples. Hopefully, the colder winter weather will eliminate the pea aphids and alfalfa weevil larvae!

Pea aphids collected on 29 Nov. – DK Co.



Kansas Insect Newsletter

December 1, 2016 No 34

Alfalfa weevil larvae collected on 29 Nov. – DK Co.



Alfalfa weevil larva collected on 29 Nov. – DK Co.



Jeff Whitworth

Holly Schwarting


[HOME](#)

Kansas Insect Newsletter

December 1, 2016 No 34

Wheat

Some winter grain mite infestations have been noted in the last 7-10 days. These seem to become evident every fall, especially under dry conditions, but don't warrant a pesticide application. Moisture and/or colder weather will alleviate these infestations, at least until warmer spring weather returns. For more information on winter grain mites, please visit: <http://entomology.k-state.edu/extension/insect-information/crop-pests/wheat/winter-grain-mite.html>



Jeff Whitworth

Holly Schwarting

HOME

Sincerely,

Jeff Whitworth
Extension Specialist
Field Crops
phone: 785/532-5656
e-mail: jwhitwor@ksu.edu

Holly Schwarting
Research Associate
Phone: (785) 532-4730
e-mail: holly3@ksu.edu

Kansas Insect Newsletter

December 1, 2016 No 34

KANSAS STATE
UNIVERSITY

Department of Entomology

Kansas State University is committed to making its services, activities and programs accessible to all participants. If you have special requirements due to a physical, vision, or hearing disability, contact *LOCAL NAME, PHONE NUMBER*. (For TDD, contact Michelle White-Godinet, Assistant Director of Affirmative Action, Kansas State University, 785-532-4807.)

Kansas State University Agricultural Experiment Station and Cooperative Extension Service

K-State Research and Extension is an equal opportunity provider and employer. Issued in furtherance of Cooperative Extension Work, Acts of May 8 and June 30, 1914, as amended. Kansas State University, County Extension Councils, Extension Districts, and United States Department of Agriculture Cooperating, John D. Floros, Director.